

LAKELAND'S PREMIER PORTRAIT PHOTOGRAPHER

BOUDOIR

MODERN

**TIPS &
TRICKS**
*to prepare
for your own
experience*

*This is
all about*
YOU

**GET
INSPIRED**



KIM CARPENTER
PORTRAITS

PREP GUIDE

603-978-2165 • info@KimCarpenterPortraits.com

TABLE OF CONTENTS

- 04 FIRST THINGS FIRST
- 06 TYPES OF IMAGES
- 08 STUDIO SETS
- 12 WARDROBE TIPS
- 14 FLATTERING ALL FIGURES
- 16 PREPARING FOR AN INCREDIBLE DAY
- 18 WANT TO SEE MORE?
Join my female-only Facebook Group



KIM CARPENTER
PORTRAITS





**FEEL EMPOWERED
IN YOUR OWN BODY**

HELLO, BEAUTIFUL!

Boudoir isn't about sexualizing a woman. It is about a woman taking ownership of her sexuality and it is my job to make her feel empowered to do so. Women have spent a long time being told how they should express their sexuality, and more often than not, that meant not expressing it at all. This is a space safe where women don't need to worry about pleasing anyone else but themselves by doing exactly what makes them feel beautiful and sexy.



First thing's first:

START REFLECTING

Take a moment to think about how important personal confidence is for us as women and how it can empower us in incredible ways. In a world that often tries to bring us down, embracing our own power becomes an act of strength and reclaiming our true selves. Think about the inner strength you possess, because personal confidence is what guides us through tough times and helps us discover who we truly are. It's about believing in our worth, recognizing our abilities, and celebrating our unique journey. When we feel empowered, we break free from society's expectations and let our true selves shine without holding back.

As women, let's nurture our personal confidence, as it fuels our dreams, amplifies our voices, and inspires others to find their own strength. Remember, personal confidence is the foundation for creating a bright future filled with possibilities.

The lens of a skilled photographer can beautifully capture the essence and strength of personal confidence. Your own personalized collection will be a visual reminder of your worth and inner strength, and becomes a testament to your journey of self-discovery. Life's too short, get your sexy on and do the photoshoot!

Gorgeous ♥



BEAUTIFULLY CURATED & ELEVATED

Tasteful and feminine defines my style when it comes to photographing women. It's an elegant mix of beauty and boudoir!




BEAUTY PORTRAITS

Most of your images will include your face and a portion of your body. Our diverse selection of sets allows you to choose the perfect backdrop that reflects your individuality and desired aesthetic.



DETAIL SHOTS

Showcasing the beautiful bits that grace the female form like collarbones, shoulders, arms, spines. These types of shots are perfect for a wall art display and to add visual balance to an album.



A woman with long, dark, wavy hair is posing in a shower. She is wearing a sparkly, sequined, two-piece bodysuit. The shower glass is covered in water droplets, and the lighting is a soft, warm glow. The woman is looking slightly to the side with a gentle expression.

CLASSIC BOUDOIR STYLE


Here are my current studio sets! The Kim Carpenter Portraits' boudoir style is elevated, effortless looking, and a beautiful celebration of the female form. This can help you plan your outfit choices etc. Depending on which Collection you choose will determine how many sets are included in your session.



NEON ROOM



CHAIN SET



PINK & AQUA ROOM



BLUE SOFA SET



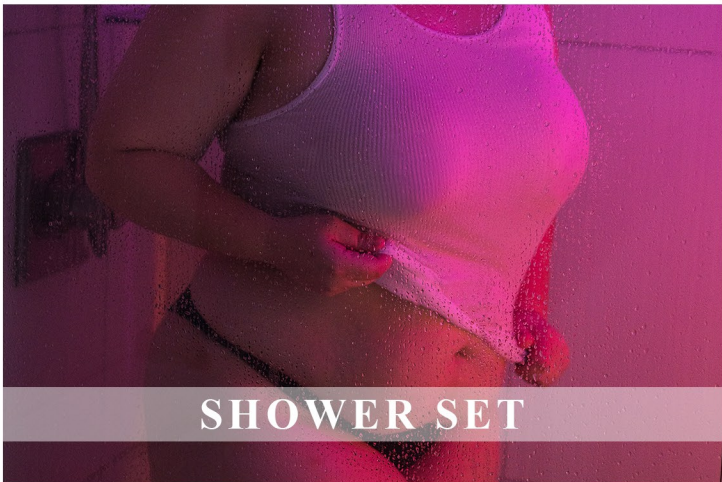
*IMAGES OF PRODUCTS SHOWN ABOVE NOT KCP PHOTOS



GOLD BED SET



MIRROR SET



SHOWER SET



BRIGHT WHITE



WHAT MAKES YOU FEEL SEXY?

Did you know what you choose to wear at your boudoir session is what makes your session unique? Some women want to be more covered up in a sexy sweater, and some choose to bare it all! Some do BOTH in one session!



Either way, YOU are the one who decides how you want to be photographed, what makes you comfortable and what makes you feel sexy. I will help you along the way with tips on what to wear and where to shop.





WARDROBE TIPS

Collecting your wardrobe for a boudoir session can be a bit overwhelming, but my goal is to make this as simple as possible. Base your outfit choices on your personal style! Wearing wardrobe items that you're comfortable in will ensure a comfortable experience in the studio.

You'll want to remember to bring a variety of looks to your session - this helps your individual personality show in the studio sets. Don't just bring bra and panty sets. If it is too fancy to wear to work, then it is probably perfect for your session! Whether it's classy and conservative, or seductive and sexy, I can't wait to see which stunning pieces you'll choose. Let's make some art together babe!

Here's some wardrobe tips to calm your nerves and help you decide what to bring:

The number one wardrobe rule is:

If you only take one tip away from this guide, make sure it is: **do not bring outfits that you do not love!** If you don't like the outfit, it's likely that you won't like photos of you in the outfit. Leave it at home.

Choosing the Right Style

The first thing to consider when choosing your outfits is the level of body exposure you prefer: modest, classic or bold. Boudoir is not about revealing everything; rather, it is about what suits your comfort zone.

If you're wanting a modest wardrobe, it's absolutely acceptable to opt for non-revealing lingerie or even skip lingerie altogether. Feel empowered in a dress with an open shoulder, a backless outfit, or showing a bit of leg. You can incorporate personal items like a partner's button-down shirt, a blazer, a nightgown, or anything that makes you feel authentically you.

Most boudoir clients have a classic wardrobe, which is primarily lingerie. Don't be afraid to get creative! Pair a cropped graphic tee with cheeky bottoms, or a oversized sweater with thigh high fish nets. Even a sheet can be used as an accessory. Find what balance of being clothed and undressed makes you comfortable!

If you'd like to be more bold, I photograph implied nudity. This includes being topless or wearing sheer outfits.



Theme Inspired Outfits

To make the boudoir session truly personal and meaningful, incorporate outfits that hold sentimental value or represent your partner's hobbies and interests. A sexy session can be inspired by your partner's career, uniform or favorite sports team. If you're doing this as the perfect gift, why not make it more special by pulling some pieces from their closet?

Brides-To-Be

Wearing lingerie specifically designed for brides can add a touch of elegance and romance. It's all in the details! Look for white or ivory pieces with delicate lace, satin, or silk. Be sure to bring bridal accessories to add a special touch, especially wedding jewelry. Many brides wear a garter belt with stockings or a bridal veil; a sheer veil creates sense of intimacy and a soft, ethereal effect. If you have a specific wedding theme or color scheme, incorporate elements of it into your boudoir session, including lingerie that matches your wedding colors or reflects the theme.

Make a Statement

Tired of the traditional lingerie styles? Embrace the allure of leather garments that exude a strikingly shiny aesthetic. As they say, everything is better in black, but why not give it a leathery or latex look to make it even more fabulous? Include corsets, harnesses, belts, masks, and much more to spice up your personal boudoir collection!

Have Variety in Your Wardrobe

Don't just bring 5 sets of bras and panties to your session, it limits the diversity in your photos! Instead, aim for a range of options: formal attire, casual styles, vibrant and textured designs. Include something sleek and black for that timeless allure. The key is to have a collection that offers a wide array of choices to add depth and variety to your photographs.

Pressed and Pretty

Make sure your wardrobe selections aren't wrinkled, and cut all the tags off of your items before arriving. Remove unwanted fuzz and pet hair with a lint roller.

Special or Sexy Props

Don't let self-consciousness hold you back from being creative. There are many ways to use props to your advantage, whether it's to make you feel more comfortable, add an element of fun, or express your personality. Add a personal touch with props that are sports themed, hats, musical instruments, flowers, headpieces, nerdy or even a little risky! If you're unsure about a prop, feel free to ask me.

Consider Artistic Nudes

For a super easy, low maintenance, and FREE wardrobe option. I will have a clean white sheet ready for you.



FLATTERING ALL FIGURES

ALL bodies are beautiful! These suggestions are not about "fixing" figures, but to highlight and embrace individual beauty. Across all shapes and sizes, the most flattering component of wardrobe is that it's cut well and fits well.

CURVY BODIES

Corsets are perfect for accentuating your hourglass shape and highlighting curves in all the right places. Robes are a fantastic option for those who want to control the level of exposure of their curves. Loose-fitting clothing might seem like a safe bet, but actually does more harm than good. When clothes hang loosely, they tend to create an illusion of a larger silhouette, masking the inherent beauty of your proportionate curves. Wear fitted garments that gracefully embrace your body without drowning your curves in excessive fabric. The perfect balance is snug but not tight clothing that lovingly hugs your curves, accentuating your assets without squeezing you.

THIN/NO CURVE

It's all in the posing girl! For our thinner ladies we always suggest form-fitting boudoir outfits or nothing at all. With the right corset, you can effortlessly create the illusion of a beautifully accentuated waistline and an hourglass figure.

FLAT-BUTTS

Thongs make a butt look fuller than full-coverage bottoms or g-strings. Play around in the mirror with different styles to see what you like best. We will get a killer booty shot with any level of curve!

SHORTER LEGS

High heels with a THIN heel rather than chunky! Avoid shoes with thick ankle straps or a square toe. Nude shoes naturally elongate the legs.



SMALL CHEST

Women with smaller chests should focus on the elegance of their torso and the beauty of petite breasts. Take advantage of all the high-fashion tops without wearing a bra. Underwires and balconettes are lovely, as well as NO BRA AT ALL (my favorite for smaller chests)!

MOM BOOBS

If they're a bit lower or "floppier" than you'd like them to be, snag a bra with support or form fitting bodysuits.

SURGERY SCARS & STRETCH MARKS

My personal belief is that scars tell a story. Sometimes clients wish they didn't have to be permanently reminded of that story, and other times, clients embrace their scars and say they're a part of them. For this reason, I will never edit out a scar or stretch marks unless a client specifically requests it. This is a VERY personal topic and it's not my decision to make.



PREPARING FOR AN INCREDIBLE DAY

PLAN AHEAD

Go to sleep early and get plenty of beauty sleep the night before your session. Make sure you plan for traffic and arrive about 5 minutes before your scheduled start time. Nothing puts a damper on a fun and relaxing photo shoot like feeling rushed or late!

PLEASE EAT

I can not stress this enough. **EAT BEFORE YOUR SESSION!** Not just a piece of toast, but an actual breakfast. You will burn calories and some clients have even compared their session to a workout. You will be tired. You may be sore the next day. **PLEASE EAT.**

HAIR & MAKEUP ATTIRE

I highly recommend not wearing undergarments on while getting your makeup done, this will allow for any marks from tight bras, etc to even out so they don't show up in your images. Wear a soft, light weight robe, a sheath dress or yoga pants (loose fitting clothing).

PAMPER YOURSELF

Please remove chipped nail polish and get a manicure. If you aren't a manicure type of girl then you can always get press on nails and arrive with them on. I'd recommend soft blush colors, French manicure, and neutral colors - these all look great on nails.

BUYING LINGERIE

Start ordering/buying your wardrobe at least 3 months before your session. If you wait until the last minute, you will be stressed out. Lingerie shopping is like buying jeans, you sometimes have to try on many pairs until you find ones that fit perfectly. Please **TRY ON ALL** lingerie! I can't photoshop ill-fitting lingerie to make it fit properly.

TO TAN OR NOT TO TAN?

Please don't tan or spray tan before your session. The camera does not like spray tan/tanning, and you'll end up looking "streaky" in photos.



SELF-CARE INCLUDES HAIR

Arrive with a clean face and **DRY** hair that was washed the day. Please don't wash your hair the morning of the session, it will hold styling better. Please get your roots done a week or so before your session, but don't try any new drastic hair-styles until after.

LATHER ON THE LOTION

Supple is key for beautiful skin! Be sure to moisturize twice a day for the week leading up to your shoot.

BRUSH YOUR LIPS

Use your toothbrush while brushing your teeth to also make a few passes over that pucker of yours. This will help shed dead skin. After that, apply a moisturizing lip balm.

TRUST ME

I won't make you do anything that is going to make you look bad. I know how to make a woman look good with killer poses, strategic lighting, and camera angles. I've photographed a LOT of women in the last 10 years and have quite literally worked with **EVERY** body type and insecurity.







WANT TO SEE MORE?

Join our female-only Facebook group of over 6500+ empowering women. The pinned posts in the group, along with inspiring and detailed testimonials from some amazing clients, can show you more about the experience. We also post about giveaways and specials.

Search VIP Lounge by Florida Boudoir Photographer.



KIM CARPENTER
PORTRAITS

IG: @floridaboudoirphotographer
FB: VIP Lounge by Florida Boudoir Photographer
info@kimcarpenterportraits.com